

LA MOO DU CHOCOLAT

ACTIVITY PAGES



LA MOO DU CHOCOLAT was a first for our books in that it had a recipe that most readers over the age of five could make for themselves with minimal adult supervision. That recipe, for a flourless chocolate cake, is included here, along with the crossword and jumble puzzle that was found at the end of the book.

Included in this packet are:

- A Shakes Crossword and Jumble - First solve the crossword puzzle, then take the highlighted letters from the crossword and unscramble them to find the Jumble puzzle solution!
- Shakes' favorite chocolate cake recipe! You will need an adult to help, but a lot of this you should be able to do yourself - just take care as you go!

If your kidlets want to share their work from these activities, simply scan their work, or take the best pictures you can, and email to us at ***fans@grandpunwick.com***.

Cheers!

J. Robert Deans & DFP



LA MOO DU CHOCOLAT CROSSWORD AND JUMBLE PUZZLE

As you solve the crossword on the next page, made up from words used in the LA MOO DU CHOCOLATE story, take the letters in the pink blocks from your answers and put them in the nine-block grid at the bottom. Once you have finished the crossword and filled in all nine pink boxes, unscramble the nine letters to make up the word that is the main theme from this book!

Just remember - some answers may be PUNS, and not real words!

ACROSS

1. Who is Shakes' cousin? [4]
5. What does Shakes' cousin knead in her bakery? [5]
7. When Shakes and Percie start their holiday, what is the name of the Parish they visit? (2 words [5,5])
8. When Shakes and Percie help out, this is one of the ingredients they use to make the candy. [5]
9. In a photo album of all of the places they visited, Shakes took a picture of a festival. What kind of festival was it? [9]

DOWN

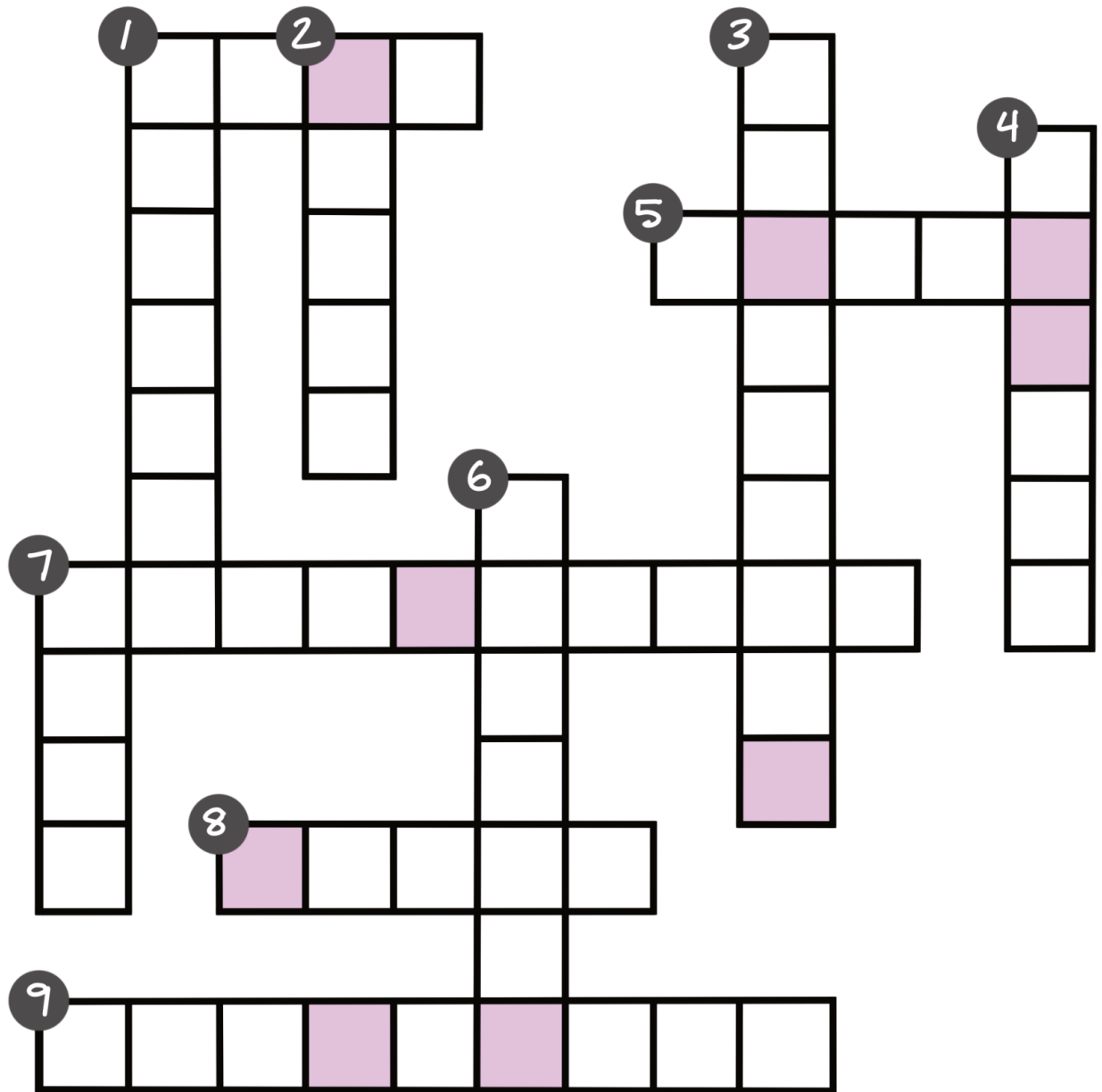
1. What is the name of the country Shakes and Percie are visiting? [7]
2. What is the noise the candy machine makes over and over? [5]
3. What is the name of the city where Shakes' cousin lives and has a bakery? [9]
4. Percie's best friend. (This should be EASY!) [6]
6. The candy machine Shakes and Percie use is the _____ 7000. [7]
7. Shakes and Percie help at the bakery because the rest of the staff is not available because they are all _____. [4]

Once you're done, check your answers with the key in the back of the book! Did you get everything right? If you did, great! If not, maybe read the story once more - all the answers are right in the story. At least it's a fun story to read, right?

NEED EXTRA HELP?

The answers can be found on the following pages of LA MOO DU CHOCOLAT (The story starts on page 5): (1) across = page 13; (5) across = page 31; (7) across = page 10; (8) across = page 24; (9) across = page 12; (1) down = page 8; (2) down = pages 28-30 & 33; (3) down = page 8; (4) down = page 7; (6) down = page 23; (7) down = page 15

LA MOO DU CHOCOLAT CROSSWORD AND JUMBLE PUZZLE






HEY KIDS! WANT TO HELP MAKE THIS CAKE
FOR SHAKES' BIRTHDAY? JUST FOLLOW THE
STEPS WITH YOUR PARENTS!

(PARENTS - THE FULL RECIPE IS AT THE BACK OF THE BOOK)

STEP 1


FIRST, SET
YOUR OVEN TO
375 DEGREES



RECIPES AVEC

STEP 2


NEXT, GRAB AN
8 - INCH ROUND
CAKE PAN AND
GREASE IT WELL
WITH BUTTER



COCO

STEP 3


PUT BUTTER AND
CHOCOLATE CHIPS
INTO A MICROWAVE
SAFE BOWL THAT
CAN HOLD AT
LEAST 4 CUPS



RECIPES AVEC MOULANGERIE DU COCO

STEP 4


MICROWAVE THE
CHIPS AND BUTTER
FOR 30-SECONDS AT
A TIME, STIRRING
THE MIXTURE AFTER
EACH INCREMENT



RECIPES AVEC MOOLANGERIE DU COCO

STEP 5

STIR THE MIXTURE
TOGETHER WELL,
UNTIL SMOOTH,
THEN STIR IN THE
SALT, SUGAR, COCOA,
AND VANILLA



RECIPES AVEC MOOLANGERIE DU COCO

STEP 6

IN A NEW BOWL,
BEAT YOUR EGGS
TOGETHER WELL,
THEN ADD THEM
TO THE CHOCOLATE
MIXTURE, STIRRING
TOGETHER WELL

RECIPES AVEC MOOLANGERIE DU COCO



STEP 7


POUR THE
BATTER INTO
THE GREASED
PAN, AND BAKE
AT 375 DEGREES
FOR 25 MINUTES

RECIPES AVEC MOOLANGERIE DU COCO



STEP 8

INSERT A TOOTHPICK
INTO THE CENTER
OF THE CAKE, AND
IF IT COMES OUT
MOSTLY CLEAN, THE
CAKE IS DONE



RECIPÉ AVEC MOOLANGERIE DU COCO

STEP 9

LET THE CAKE COOL,
THEN DECORATE
WITH YOUR FAVORITE
FRUIT, OR DUST WITH
POWDERED SUGAR,
THEN...TIME TO EAT!



RECIPÉ AVEC MOOLANGERIE DU COCO

cake!
gimme!

SHAKES' FAVORITE CHOCOLATE CAKE!

PARENTS!: Here is the full cake recipe seen in the story for you to reference as your Kidlets make their own with your supervision. ENJOY!

Shakes' Favorite Flourless Chocolate Cake

INGREDIENTS

- 1 cup (8 oz) chocolate chips (use your favorite kind of chocolate)
- ½ cup butter, cut into small cubes
- ¾ cup granulated sugar
- ½ cup unsweetened dutch process cocoa powder
- ½ teaspoon salt
- 1 teaspoon vanilla extract
- 6 eggs

- 1) Preheat the oven to 375°. Generously butter the bottom and sides of a 9" cake pan and set aside.
- 2) Place chocolate chips and butter into a microwave-safe bowl. Microwave on HIGH in 30-second increments, stirring in between, until the mixture is melted and smooth. (This should take between 90 seconds and 2 minutes depending on your microwave.)
- 3) Add sugar, cocoa powder, salt and vanilla extract to bowl. Stir together until all ingredients are well-mixed.
- 4) Crack the eggs into a separate bowl and beat well. Add eggs into the chocolate mixture and stir to incorporate. (You may want to do this in stages – it's a lot of liquid to incorporate.)
- 5) Pour the batter into the buttered cake pan, and place the pan in the preheated oven. Bake for 25 minutes, or until a toothpick inserted in the center of the cake comes out clean. Remove the cake from the oven and rest in the pan for 5 minutes. Run a butter knife around the edges of the cake to loosen and turn the cake out of the pan. Flip it back over so it's right-side up and allow to cool completely.
- 6) Serve as is, or with your favorite topping: ganache, powdered sugar, ice cream, whipped cream, fruit, or Shakes' favorite: all of the above!

Recipe developed by Elinda Deans



ABOUT J. ROBERT DEANS & DEANS FAMILY PRODUCTIONS



Robert Deans has doodled all of his life. During his nearly ten-year career selling comics, he started drawing them for his CRASS FED web comic, which featured a cow, a penguin, and Robert's rather eclectic sense of humor. Less than a day after getting laid off, a silly idea struck: a cow lost in space. That idea became the picture book *MOO THOUSAND AND PUN*, the first in the *SHAKES THE COW* series. Since then, Deans has created a chapter book series of spy adventures (*THE BEAR FROM AUNT*), solo game adventure books (*STEER YOUR OWN STORY*), and serialized short stories inspired by 1940s cliffhangers (*GRAND PUNWICK MYSTERY THEATER*).

Deans very quickly joined with his wife, Elinda, and the Kidlet, Sam, to form Deans Family Productions (DFP). DFP works to create picture books, chapter books, comic books, and toys to delight children of all ages. Elinda soon started developing hand-made toys via crochet of both DFP's main characters as well as major characters "in Cowsplay." She and Sam have also started their own series, with assistance from Robert. Elinda writes the picture storybooks *THE MOOSELAMBS* while Sam comes up with stories for the humor superhero comics *THE MIGHTY HIPPOFARTAMUS*, on which she shares art duties with Robert.

All of DFP's characters live in the very real and made-up land of Grand Punwick (so, they're not just in Robert's head). You can buy their books online at **bookshop.org/shop/grandpunwick**, or directly from DFP via **shopdfp.com**. Access their socials and online sites via **dfplinks.com**, or the following:

- grandpunwick.com
- jrobertdeans.com
- dfplinks.com/
- bsky.app/profile/jrobertdeans.bsky.social
- [instagram.com/jrobertdeans](https://www.instagram.com/jrobertdeans)
- [instagram.com/samkidlet](https://www.instagram.com/samkidlet)
- [facebook.com/JRDcartoonist](https://www.facebook.com/JRDcartoonist)
- deansfamilyproductions.com

Sign up for the DFP Email Newsletter at dfp.email

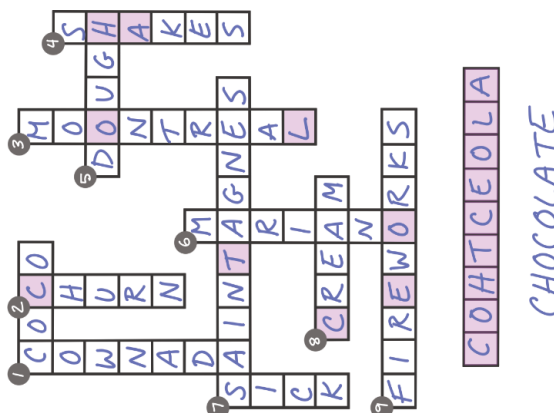
Become a member of DFP's Patreon and get behind-the-scenes production information, plus rewards like stickers, mini-prints, original artwork, and more! Sign up at **[patreon.com/jrobertdeans](https://www.patreon.com/jrobertdeans)**

PATREON

Answer Key To The LA MOO DU CHOCOLAT Crossword And Jumble

How did you do?

*We HAD to print the solutions
sideways! We can't just GIVE
them away!*





HAVE YOU DRAWN SHAKES?

If you've drawn pictures of Shakes, Percie, or any of the other Grand Punwick characters from DFP books, we'd LOVE to see them! Have your parents send your art, along with your first name, age, and whether we can share your art publicly, to **fans@grandpunwick.com**!

CHEERS!



These activity pages are taken from the Deans Family Productions / Crass Fed Kids book LA MOO DU CHOCOLAT by J. Robert Deans. Copyright © 2023 by Deans Family Productions and J. Robert Deans (ISBN 978-1-943348-27-5). This packet is offered free-of-charge for families and teachers to print, copy, and distribute to children and students for the sole purpose of use of providing activities for said individuals, and may not be used or redistributed for any other purpose. No funds may be charged for the exchange or use of the pages included in this packet, as posted to and distributed by DFP and/or J. Robert Deans from their websites. Shakes the Cow, Percie the Penguin, and related artwork, characters, and situations are copyright © 2023 by Deans Family Productions and J. Robert Deans. All rights are reserved by the author. For further inquiries, contact: Deans Family Productions, 5810 Kingstowne Ctr Ste 120 #159, Alexandria, VA 22315, or visit grandpunwick.com / deansfamilyproductions.com